

# 2024-2025 FUNDRAISING GUIDE



Learn about  
new and fun  
ways to  
fundraise!



# SMALL FUNDRAISERS

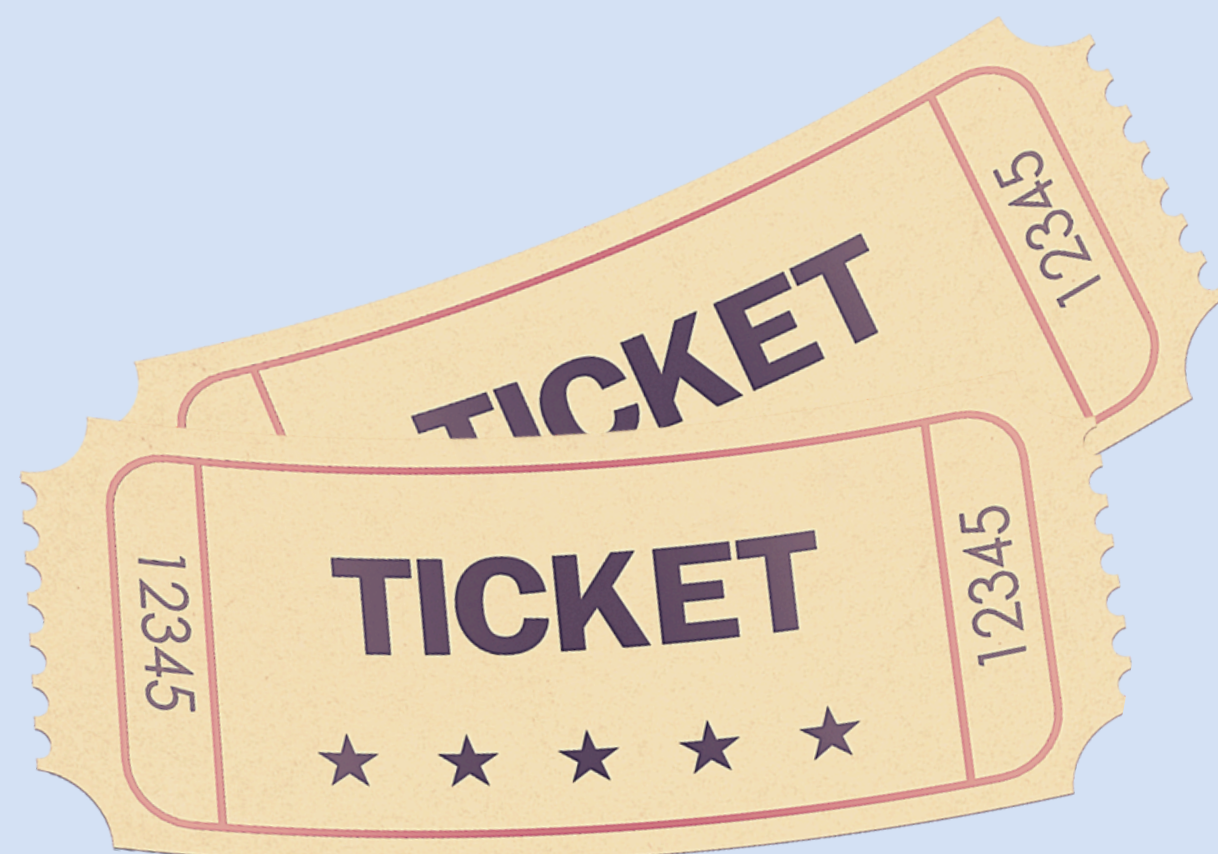
- **Happy Dollars/Cents:** Pass around a small container and have members put \$1 or some change and announce what they are happy about or grateful for during a meeting.
- **Penny Wars:** Have groups compete using coins! Each team has a jar or container, and they can win points by adding pennies or bills. A penny is 1 point, a dollar is 100 points, etc. Teams can also add silver coins to take away points from another team. Nickels are -5 points, quarters are -25 points. Offer a prize to the winning team!
- **Blind Date with a Book:** Have members bring a new or gently used book. Wrap up the books, so members do not know what it is. Members can pay \$5 to pick a book. This is a good post-meeting event.
- **PowerPoint Night:** Have members make a presentation about anything and submit it to the host. They pay \$5 to participate, where they present someone else's presentation!
- **Roast Session:** Have your board come up to the front. Members are invited to roast them. They can either pay a certain amount to participate or a certain amount per roast. This is a good post-meeting event.





# SMALL FUNDRAISERS

- **50/50 Raffle:** Sell tickets for a price and count the amount. Announce the winning ticket. The winner gets half of the amount, and the other half is for your cause! Ask your sponsoring Kiwanis club to be involved.
- **Bingo:** Have members buy bingo cards. Either play until a bingo or until your card is filled. The winner gets a prize, or you can do 50/50 bingo where the person wins half the money raised.
- **Duck Pond:** For a specific amount of money (\$1-\$5) members can pick a rubber duck out of a pond for a chance to win a prize!
- **Pizza Card/Donut Fundraiser:** Specific organizations such as Domino's or Krispy Kreme team up with local organizations such as CKI and allow CKI members to sell their products and receive a portion (sometimes up to half), of the profits. Examples include selling Dominoes Pizza Cards.
- **March Madness:** Have members pay \$5 to enter their own March Madness bracket and compete against other members!



# MID-SIZED FUNDRAISERS


- **Pie the E-Board:** Auction off pies to pie the e-board. Highest bidder(s) pie the person in front of the club!
- **Pizza Party:** Before a meeting, have members sign up and pay a certain amount your club decides for a pizza party after the meeting. Order pizza and provide drinks and let members socialize!
- **Bake-Off:** Have members bring in homemade baked goods. Have an entrance fee and a judging fee. Once a member pays the judging fee, they get a piece of each baked good and get one vote for their favorite. The winner of the bake-off gets a prize!
- **Bake Sale:** Have members bring in baked goods and sell them. This can be done after a meeting or somewhere on campus that can be sold to other students.
- **Morning Donuts:** Purchase donuts and sell them in a popular area on campus in the morning to make a profit.
- **Trash to Treasure:** Have members bring in clean items that would otherwise be thrown away. This includes bottles, cans, bags, containers, old knickknacks, etc. Have them pay \$5 to turn these items into pieces of art. Provide tape, glue, hot glue, or string.





# MID-SIZED FUNDRAISERS

- **Movie Night:** Invite members to a movie night. For an entrance fee, they can come to watch a movie. Either provide snacks and drinks or ask members to bring some. Themed movie nights are extra fun!
- **Talent Show:** Let members show off their talents! Members can pay an entrance fee to perform an act or pay a judging fee to submit a vote.
- **Tea Party:** Invite members to a tea party. Can be casual or dressy, but for a fee, members can come and try different types of tea!
- **Campus Scavenger Hunt:** Design a scavenger hunt around your campus. To participate, members can pay an individual fee or a team fee. The winner or winning team earns a prize!
- **Fashion Show:** Invite members to participate in a fashion show to show off their stylish outfits. Create a runway and have volunteers act as paparazzi. To walk the runway, members pay an entrance fee. Spectators pay a judging fee to submit a vote for their favorite style!
- **Car Wash:** Gather members and get supplies need for a car wash offered locally. Find either an empty area on campus or nearby to have the event. Hold sign, advertise, and wash cars! Invite friends and family to contribute.



# LARGE FUNDRAISERS

- **Game Night:** Gather members for a fun night of playing games such as Family Feud, The Price Is Right, Jeopardy, or even smaller games such as Telephone and Tic Tac Toe! For \$5, members can participate in games to compete against other members solo or in teams for a prize. This is a good post-meeting event.
- **Karaoke Night:** Invite members for a night of karaoke with a \$5 entry fee. Find a location, a microphone, and speakers (lyric screen recommended) and sing the night away. Bonus if you can find a karaoke machine!
- **Pay to Challenge:** For a price, members can be challenged to do things. This includes no coffee/soda/tea for a day, wearing a silly hat all day, wearing a QR code that links to your club's website, etc. These challenges should be within reason. The harder the challenge, the more costly it is. Challenges can come from family, friends, or other members!
- **Man-Hunt:** For \$5, members can participate in man-hunt, which is like hide-and-seek. Set a boundary for the game and give every member a glow stick. They do not crack it and wear it until they are found, then they will hunt for other members. This game is better in the dark, but make sure to do it safely and keep tabs on each member.






# LARGE FUNDRAISERS

- **Painting Party:** Invite members to a painting party! For a specific price, provide the materials for them to paint. They can free-style or watch a tutorial. For added fun, swap canvases after a certain amount of time or paint rocks.
- **Ice Skating Event:** Find a local ice skating arena, invite CKI and Kiwanis members to pay a certain price, and have some fun. Reach out to the location to get discounted rates!
- **Restaurant Fundraiser:** Reach out to local restaurants and see if they will help you do a fundraiser. Examples include Chipotle, Bento, and Blaze Pizza. Reach out and plan as many as you can. Make sure to have all members stop by! Advertising is crucial with this event.
- **Yard Sale:** Have members gather items they no longer want and hold a yard sale! This can be done on campus if allowed or somewhere else. Invite local Kiwanians to participate!
- **Rent-a-CKler:** Ask a Kiwanis Club to partner with you. For a price, they can "rent" a CKler to help with tasks or a project.
- **Duck Racing:** Members pay to have a rubber duck enter in a duck race. Buy rubber ducks in bulk and label them, find a body of water, and let them loose!
- **Annual Fundraiser:** Get together with club officers and members to establish a signature fundraiser event that your club can do every year. This will give members something to look forward to every year and attract new ones!



# HOLIDAY FUNDRAISERS

- **New Year Resolution Challenge:** Have members pay \$5 to submit a New Year's Resolution. If they make it for two weeks, they are recognized by the club and get a prize. This is based on the honor system, so no cheating!
- **New Year Resolution Run:** Challenge members to reach a New Year's goal with a run (or walk). Have friends, family, or other members pay for them to do laps. Laps can be done on campus or at a local park.
- **Holiday Candy Grams:** Members can pay to have candy sent to their friends. Hand them out during the meeting closest to a certain holiday. Ex: Valentine Grandy, Boo Grams, Reindeer Grams, etc.)
- **Valentine's Day Flowers:** Members can pay to have a flower sent to someone they admire. Hand them out during the meeting closest to Valentine's Day.
- **Lovely Compliments:** Have members pay to go in front of the club and give someone a compliment.
- **Easter Eggs:** Invite members to come and paint Easter eggs (real or fake) for a specific price. Provide the materials and let the creativity flow.





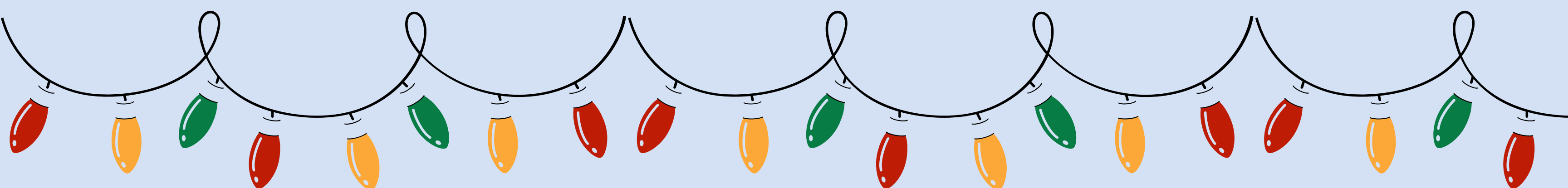
# HOLIDAY FUNDRAISERS

- **Halloween Pumpkin Painting:** Members can come and paint their own mini-pumpkin. Have them pay a certain amount and provide the materials.
- **Halloween Costume Contest:** For an entrance fee, members can participate in the costume contest. Invite Kiwanians to judge and may the best costume win.
- **Trash to Halloween Props:** Similar to the Trash to Treasure fundraiser, have members bring in items that would otherwise be thrown out. Have them pay a certain amount and provide them with materials to turn trash into Halloween props or decorations.
- **Haunted House:** Decorate an area and have CKI volunteers be scare-actors and create a Haunted House. For an entrance fee, members, friends, or family can enter. This is a good project to partner with Kiwanis!
- **Giving Thanks:** Similar to Happy Dollars, members can pay \$1 and share something they are thankful for.
- **Mummy Challenge:** Turn members into mummies using toilet paper. Members pay \$5 to participate. Divide them into teams. The teams will race to see who can wrap their teammate the most in two minutes!



# HOLIDAY FUNDRAISERS

- **Disguise a Turkey:** In this challenge, members are given a cut-out of a turkey and have to disguise it. Participation is \$5, and the turkeys will be judged after a week.
- **Holiday Unwrapping Challenge Version 1:** Wrap a few gifts in many layers of wrapping paper. For \$5, members can participate in this challenge. Have them sit in a circle. The gift will be handed around this circle, and each person unwraps a layer. Whoever removes the last layer keeps the gift. Repeat with the rest of the gifts.
- **Holiday Unwrapping Challenge Version 2:** Use plastic wrap to wrap up a gift. The more layers, the better. Tape the end onto the outermost layer so members cannot peel from the end. Members pay \$5 to participate. Have them sit in a circle. The gift will be handed around the circle. Each member will be given a short amount of time (10 seconds recommended) to unwrap it. Whoever removes the gift from the wrapping wins it.
- **Holiday Dinner/Gala:** Gather CKI members and friends for a special celebration dinner with a certain holiday theme. Have members pay a fee to participate. You can also make it potluck style and have a ticket raffle during the event. Invite Kiwanis members!





# INCLUDE KIWANIS

- Be sure to invite members from local and sponsoring Kiwanis clubs as well as your advisors to your club's fundraising events
- They will more than likely be eager to help your club and other organizations raise money
- Include them in communication efforts regarding your fundraising events
- Reach out to Kiwanis clubs to be involved in their own fundraising events and offer to volunteer for a portion of their proceeds
- Create joint fundraisers with other members of the Kiwanis family including Key Club where each club splits the proceeds
- Examples of incorporating Kiwanis include restaurant fundraisers, 50/50 raffle, volunteering during annual fundraisers, etc



# PROPER PLANNING

The key to a successful fundraiser is planning. Here are some basic steps to follow:

- **Pick a date and time:** When choosing a date and time to hold a fundraiser, check the calendar to make sure there are no big events going on that day. Get member input, pick a day, and stick to it.
- **Make a list of materials needed:** If your events need supplies, make sure to check with your Treasurer if you are using club funds. Plan on when to buy the materials so you have them in plenty of time. Keep receipts and records of when and what you bought.
- **Determine Price:** Discuss with your club officer board to determine the price you will be charging members to attend the event (if there is an entrance fee). Examples above use \$5, but feel free to use another number best for your club.
- **Advertise:** Announce the event to your club as soon as you can. Send reminders, post information on social media, and keep members updated if anything changes. The earlier and more frequently you advertise, the better.
- **Host the event:** Ensure you have everything and host the event. Have members help for set up and take down. Keep track of who comes, how much they paid, and the total amount of money you raised.
- **Report:** Announce to your club and board how much you raised. Make sure your club secretary reports in the Monthly Report Form as well. See the following pages for more on MRFs.



# REPORTING AND MRFS

Make sure your Club Secretary accurately reports the amount of money your club has fundraised on your club's Monthly Report Form (MRF). MRFs are report forms that are due on the 5th of each month to report on all of the activities, events, meetings, and fundraisers your club held throughout the past month. On each MRF, there are two boxes to report your fundraising totals, as shown in the picture.

**CKI Monthly Report**  
**September 2022**

This report is for club activities during the month of September 2022. It may be submitted after September has ended. The Submit button will appear on October 1. **This report is due by October 5th.**

**By the Numbers**

Total number of members who have paid dues

Total number of service hours completed for the month  
(please round to the nearest whole number ex. 115.5 hours = 116 hours)

Total number of philanthropic\* dollars raised

Total number of fundraising\* dollars raised

Total number of general body meetings

Total number of social events

**Save**

# REPORTING AND MRFS

The first box is for the total number of philanthropic dollars raised that your club raised throughout the previous month.

This is money raised to support other causes and charities such as the Brick x Brick project. The second box is for the total number of fundraising dollars your club raised during

the past month. This is money raised to support club activities, events, attending conventions, etc. Reporting the correct number of fundraising dollars on your club's MRFs will help you keep track of your goals, allow the District to provide your club with feedback, and spotlight your club on social media.

If you have any questions about how to report your club's fundraising totals on your MRFs, please email the District Secretary at [secretary@floridacirclek.org](mailto:secretary@floridacirclek.org).

**Total number of philanthropic\* dollars raised**



**Total number of fundraising\* dollars raised**





# GROUPS AND PRIZES

Not sure how to form a group for a fundraiser?

Here are some categories you can use:

- By year: 1st year, 2nd year, 3rd year, 4th year or older.
- By birthday: January-March, April-June, etc, or January-June vs July-December.
- By number: assign each person a number that corresponds to a group.



Need prize ideas? Here are some ideas:

- Candy bars
- CKI or school merch
- Gift Cards
- Bragging rights/Mention in the newsletter or club social media
- Small plastic trophy
- Certificate



# BRICK X BRICK PROJECT

CKI has started an initiative with UNICEF USA to participate in the Brick x Brick Project. This project aims to create a sustainable future for families in the African nation of Côte d'Ivoire through education and empowerment.

To do this, UNICEF has partnered with the organization Conceptos Plasticos, who will create a women-led recycling market that will turn plastic waste into safe, durable, and low-cost building material.

In Côte d'Ivoire, plastic waste will be turned into bricks to build classrooms for the 1.6 million children out of school. This project will also help train teachers, provide them with supplies, and improve hygiene and infection prevention and control.

To raise money for this project, follow any of the ideas above. For more information and marketing resources on the project, visit: <https://www.circlek.org/service/brick-x-brick>





# THE TOMORROW FUND

Every year, Circle K International offers a grant for service projects called the Tomorrow Fund. Clubs in good standing are eligible to apply starting October 1st. Grant amount ranges from \$250 to \$2000 USD. This money can be used for a service project of your choice. Money can be received during the planning or implementation of the project. Some examples of past recipient service categories:

- Causes for children
- Assisting the homeless
- Feeding those who are food insecure
- Causes for cancer research and treatment
- Educational projects
- Environmental projects

If your club wants to apply or needs more information, use the link below:

<https://www.circlek.org/service/the-tomorrow-fund/> **or** email the District Treasurer at [treasurer@floridacirclek.org](mailto:treasurer@floridacirclek.org)



# QUESTIONS?


**Need more help with fundraising or  
planning an event?**



Find resources on our district website:  
**[floridacirclek.org](http://floridacirclek.org)**



Follow our Instagram:  
**[@floridacirclek](https://www.instagram.com/floridacirclek)**



Or reach out by email:

**Governor Jose:**  
**[governor@floridacirclek.org](mailto:governor@floridacirclek.org)**

**Treasurer Kristin:**  
**[treasurer@floridacirclek.org](mailto:treasurer@floridacirclek.org)**

**District Administrator Krystal:**  
**[administrator@floridacirclek.org](mailto:administrator@floridacirclek.org)**